



HALLIS HUDSON
Signature
COLLECTION

SHUTTER LITE
TECHNICAL GUIDE

Minimum/Maximum Panel Sizes

Individual Shutter Lite panels can be supplied at the sizes shown below. It is possible to fit multiple Shutter Lite panels side by side into the same window.

Louvre Size	Glass Width (per panel)		Glass Drop		Square Meterage (per panel)
	Min	Max	Max	Max	Max
63mm	24.7cm	75cm	31.3cm	210cm	1.2

Panel Options



Divider Rail

A 50mm divider rail can be used to separate a full height panel into two separate sections. The position of the rail can be evenly split or at a position of your choice. Separate sections of the panel tilt independently of each other.



Astragal

The Astragal is a flange to block the light gap where two shutter panels meet.

It is not needed in single panel assemblies. Where two or more panels are fitted within the same glass space, we would supply the Astragal on the right hand panel, overlapping the left.



Tilt Bar Options

Louvres are opened and closed using a tilt bar linked to the louvres.

The tilt bar must always be supplied on the front as standard and therefore will always be visible.

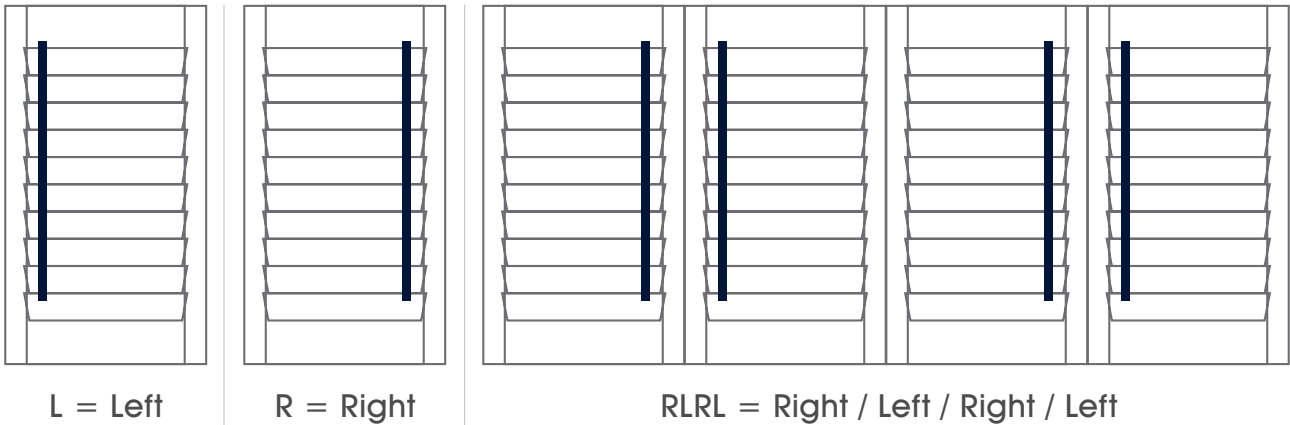
Tilt bars operate the full section as standard, alternatively "Duplex" operation is available where the tilt bar is split over two or three sections. The split point(s) can be evenly split or at a position of your choice.

Separate tilt bar sections tilt independently of each other.

Also see "Tilt Bar Configurations" section.

Tilt Bar Configurations

The tilt bar cannot be on the same edge as the window handle. Single panels are symmetrical and can be fitted either way round. If two or more panels are fitted into the same window, we will ask you to confirm the tilt bar configuration (options can be found below). For ease of ordering, each configuration is abbreviated to a configuration code, which is built from a string of letters to represent each choice. A few examples are below:





Frame Options & Accessories



Handle Rebate

A handle rebate can be added to assist with situations where the handle needs to twist over the shutter for the window to open.

The rebate can either be placed in the centre of the window handle side or at a position specified by yourself.



Handle Packers

Window handle packers are available with depths of 2mm and 6mm, to project the handle further from the frame.

These can be ordered using the item numbers below:

Handle Spacer 2mm: **SIG/PF/P4250-WH**

Handle Spacer 6mm: **SIG/PF/P425-WH**





HALLIS HUDSON

Order your way...

online: halliswebshop.com | email: sales@hallishudson.com | phone: 01772 202 202

Hallis Hudson Group Limited, Unit C34, Red Scar Business Park, Longridge Road, Preston, Lancashire, PR2 5NN